

# Statements

**CONFIDENTIAL**

SDNY\_GM\_00352193

EFTA\_00224885

EFTA01321698

# BEAR STEARNS

OFFICE SERVICING YOUR ACCOUNT  
 Bear-Stearns International LTD  
 Regulated by the Security &  
 Futures Authority  
 1 Canada Square  
 London E14 5AD England  
 0207 516 6614

FINANCIAL TRUST COMPANY

ACCOUNT EXECUTIVE [REDACTED]  
 TELEPHONE [REDACTED]  
 VISIT OUR WEBSITE [www.bearstearns.com](http://www.bearstearns.com)

## What's In This Statement

Financial Summary .....	3
Your Portfolio Holdings .....	4
Transaction Detail .....	4



FINANCIAL TRUST COMPANY  
 C/O AMERICAN YACHT HARBOR  
 6100 RED HOOK QUARTER  
 SUITE B-3  
 ST THOMAS VI 00802

STATEMENT PERIOD December 1, 2001  
 THROUGH December 31, 2001


ACCOUNT NUMBER [REDACTED]  
 TAXPAYER NUMBER Not Available  
 LAST STATEMENT November 30, 2001

## Your Portfolio at a Glance

TOTAL VALUE OF SECURITIES THIS PERIOD	23,375,000
NET CREDIT BALANCE	8,103
NET EQUITY THIS PERIOD	\$23,383,103
NET EQUITY LAST STATEMENT	10,479,583
CHANGE SINCE LAST STATEMENT	12,903,520

There are no "Stop Loss" orders or other pending buy or sell open orders on file for your account.

## Market Value of Your Portfolio



**Important Message**  
 If any information regarding 2001 interest, dividends, miscellaneous income, gross proceeds or original issue discount is required to be reported to the IRS for this account, a Consolidated Form 1099 will be mailed to you by January 31, 2002 or 1042S by March 15, 2002.

**SIPC** This summary is for informational purposes only. It is not intended as a tax document. This statement should be retained for your records. See reverse side for important information.  
 007 0103002:11:25 001 V519

CONFIDENTIAL

SDNY\_GM\_00352194

EFTA\_00224886

EFTA01321699

STATEMENT BACKER IS PRINTED ON THIS PAGE

027

01/03/02:11:25 001

1519

**CONFIDENTIAL**

SDNY\_GM\_00352195

EFTA\_00224887

EFTA01321700

**FINANCIAL TRUST COMPANY**

STATEMENT PERIOD December 1, 2001  
THROUGH December 31, 2001

ACCOUNT NUMBER [REDACTED]  
TAXPAYER NUMBER Not Available  
LAST STATEMENT November 30, 2001

**Cash Flow Analysis**

	THIS PERIOD
Opening Balance	\$10,479,583.05
Dividends/Interest	8,102.63
Miscellaneous	544,389.04
Amount Credited	\$552,491.67
Miscellaneous	-11,023,972.09
Amount Debited	\$-11,023,972.09
Net Cash Activity	-10,471,480.42
Closing Balance	\$8,102.63

**Income Summary**

	THIS PERIOD	YEAR TO DATE
Dividends	0.00	232,000.00
Credit Balance Int.	8,102.63	82,760.43
Total	\$8,102.63	\$314,760.43


**Portfolio Composition**

Cash/Cash Equivalent	8,103
Equities	23,375,000
Total	\$23,383,103

**Cash Balance Summary**

	OPENING	CLOSING
Cash	10,187,388.53	8,102.63
Margin	292,194.52	0.00
Net Cash Balance	\$10,479,583.05	\$8,102.63

**Your Portfolio Allocation**



Unshaded portions denote debit balances and/or short market values. The allocation percentage is derived from the absolute market value of your portfolio.

V519

01/03/02:11:25 001

0027



OFFICE SERVICING YOUR ACCOUNT  
 Bear Stearns International LTD  
 Regulated by the Security &  
 Futures Authority  
 1 Canade Square  
 London E14 5AD England  
 0207 516 6614

FINANCIAL TRUST COMPANY

4 of 6

STATEMENT PERIOD December 1, 2001  
 THROUGH December 31, 2001

ACCOUNT NUMBER [REDACTED]  
 TAXPAYER NUMBER Not Available  
 LAST STATEMENT November 30, 2001

**Your Portfolio Holdings**  
**CASH & CASH EQUIVALENTS**

DESCRIPTION	SYMBOL/CUSIP	QUANTITY	PRICE	MARKET VALUE	ESTIMATED ANNUAL INCOME	CURRENT YIELD (%)
CASH BALANCE				8,103		
<b>TOTAL CASH &amp; CASH EQUIVALENTS</b>				<b>\$8,103</b>		

**EQUITIES**

**Equities & Options**

DESCRIPTION	SYMBOL/CUSIP	ACCT TYPE	QUANTITY	PRICE	MARKET VALUE	ESTIMATED ANNUAL INCOME	CURRENT YIELD (%)
TOO INC	TOO	CASH	850,000	27.5000	23,375,000		
Total Equities & Options					\$23,375,000	\$0	
<b>TOTAL EQUITIES</b>					<b>\$23,375,000</b>	<b>\$0</b>	

**YOUR PRICED PORTFOLIO HOLDINGS**

**\$23,383,102**

**Transaction Detail**

**INVESTMENT ACTIVITY**

SETTLEMENT DATE	TRADE DATE	TRANSACTION	DESCRIPTION	SYMBOL/CUSIP	QUANTITY	PRICE	DEBIT AMOUNT	CREDIT AMOUNT
12/18/01		JOURNAL	TOO INC FROM 03B-66056 SM/IE	TOO	1,000,000			

027

010302:11:25 001

027

V519

**CONFIDENTIAL**

SDNY\_GM\_00352197

EFTA\_00224889

EFTA01321702



OFFICE SERVICING YOUR ACCOUNT  
 Bear Stearns International LTD  
 Regulated by the Security &  
 Futures Authority  
 1 Canada Square  
 London E14 5AD England  
 0207 516 6614

FINANCIAL TRUST COMPANY

5 of 5

STATEMENT PERIOD December 1, 2001  
 THROUGH December 31, 2001

ACCOUNT NUMBER 353-01502 XT2  
 TAXPAYER NUMBER Not Available  
 LAST STATEMENT November 30, 2001

**Transaction Detail (continued)**

**INVESTMENT ACTIVITY (continued)**

SETTLEMENT DATE	TRADE DATE	TRANSACTION	DESCRIPTION	SYMBOL/CUSIP	QUANTITY	PRICE	DEBIT AMOUNT	CREDIT AMOUNT
12/21/01		JOURNAL	TOO INC JRL TO 038	TOO	-100,000			
12/26/01		JOURNAL	TOO INC JRL TO 038-66056 PER INTXS	TOO	-50,000			
<b>TOTAL</b>								

**INTEREST**

DATE	DESCRIPTION	SYMBOL/CUSIP	QUANTITY	RATE (%)	DEBIT AMOUNT	CREDIT AMOUNT
12/20/01	INTEREST ON CREDIT BALANCE FIN TRUST CASH COLLAT IN 2001-11-20 TO 2001-12-19	00099A109				8,102.63
<b>TOTAL</b>						\$8,102.63

**MISCELLANEOUS**

DATE	TRANSACTION	DESCRIPTION	DEBIT AMOUNT	CREDIT AMOUNT
12/04/01	JOURNAL	COL DEL LDA INTO 03866056	10,479,583.05	
12/05/01	JOURNAL	TXFR BET TYPE1/TYPE2	252,194.52	
12/06/01	JOURNAL	TXFR BET TYPE1/TYPE2		292,194.52
12/06/01	JOURNAL	TXFR BET TYPE1/TYPE2	292,194.52	
12/06/01	JOURNAL	REVERSE 12/5 JRNLI		252,194.52
<b>TOTAL</b>			\$-11,023,972.09	\$544,389.04

V519

0110302:11:25 001

027

**CONFIDENTIAL**

SDNY\_GM\_00352198

EFTA\_00224890

EFTA01321703

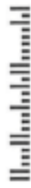


OFFICE SERVICING YOUR ACCOUNT  
 Bear Stearns International LTD  
 Regulated by the Security &  
 Futures Authority  
 1 Canada Square  
 London E14 5AD England  
 0207 516 6614

ACCOUNT EXECUTIVE [REDACTED]  
 TELEPHONE [REDACTED]  
 VISIT OUR WEBSITE [www.bearstearns.com](http://www.bearstearns.com)

**What's In This Statement**

Financial Summary ..... 3  
 Your Portfolio Holdings ..... 4  
 Transaction Detail ..... 4



FINANCIAL TRUST COMPANY  
 C/O AMERICAN YACHT HARBOR  
 6100 RED HOOK QUARTER  
 SUITE B-3  
 ST THOMAS VI 00802

FINANCIAL TRUST COMPANY


STATEMENT PERIOD October 27, 2001  
 THROUGH November 30, 2001  
 ACCOUNT NUMBER [REDACTED]  
 TAXPAYER NUMBER Not Available  
 LAST STATEMENT October 26, 2001

**Your Portfolio at a Glance**

NET CREDIT BALANCE	10,479,583	Cash & Equivalent
NET EQUITY THIS PERIOD	\$10,479,583	
NET EQUITY LAST STATEMENT	10,503,156	
CHANGE SINCE LAST STATEMENT	-23,572	

There are no "Stop Loss" orders or other pending buy or sell open orders on file for your account.

**Market Value of Your Portfolio**



**SIPC** This summary is for informational purposes only. It is not intended as a tax document. This statement should be retained for your records. See reverse side for important information.

027 120101:13:55 001 V513

**CONFIDENTIAL**

SDNY\_GM\_00352199

EFTA\_00224891

EFTA01321704

STATEMENT BACKER IS PRINTED ON THIS PAGE

V513

12/01/01:13:55 001

027

**CONFIDENTIAL**

SDNY\_GM\_00352200

EFTA\_00224892

EFTA01321705

**FINANCIAL TRUST COMPANY**

STATEMENT PERIOD October 27, 2001  
 THROUGH November 30, 2001

ACCOUNT NUMBER [REDACTED]  
 TAXPAYER NUMBER Not Available  
 LAST STATEMENT October 26, 2001

**Cash Flow Analysis**

	THIS PERIOD
Opening Balance	\$10,503,155.54
Dividends/Interest	19,305.04
Amount Credited	\$19,305.04
Miscellaneous	-42,877.53
Amount Debited	\$-42,877.53
Net Cash Activity	-23,572.49
Closing Balance	\$10,479,583.05

**Income Summary**

	THIS PERIOD	YEAR TO DATE
Dividends	0.00	232,000.00
Credit Balance Int.	19,305.04	74,657.80
Total	\$19,305.04	\$306,657.80


**Portfolio Composition**

Cash/Cash Equivalent	10,479,583
Total	\$10,479,583

**Cash Balance Summary**

	OPENING	CLOSING
Cash	10,210,961.02	10,187,388.53
Margin	292,194.52	292,194.52
Net Cash Balance	\$10,503,155.54	\$10,479,583.05

**Your Portfolio Allocation**



Cash & Equivalent—  
100%

Unshaded portions denote debt balance and/or short market values. The allocation percentage is derived from the absolute market value of your portfolio.

VS13

027 120101:13:55 001



OFFICE SERVICING YOUR ACCOUNT  
 Bear Stearns International LTD  
 Regulated by the Security &  
 Futures Authority  
 1 Canada Square  
 London E14 5AD England  
 0207 516 6614

4 of 5

FINANCIAL TRUST COMPANY

STATEMENT PERIOD October 27, 2001  
 THROUGH November 30, 2001

ACCOUNT NUMBER [REDACTED]  
 TAXPAYER NUMBER Not Available  
 LAST STATEMENT October 26, 2001

**Your Portfolio Holdings**  
**CASH & CASH EQUIVALENTS**

DESCRIPTION	SYMBOL/CUSIP	QUANTITY	PRICE	MARKET VALUE	ESTIMATED ANNUAL INCOME	CURRENT YIELD (%)
CASH BALANCE				10,479,583		
TOTAL CASH & CASH EQUIVALENTS				\$10,479,583		
YOUR PRICED PORTFOLIO HOLDINGS				\$10,479,583		

**Transaction Detail**

**INTEREST**

DATE	DESCRIPTION	SYMBOL/CUSIP	QUANTITY	RATE (%)	DEBIT AMOUNT	CREDIT AMOUNT
11/20/01	INTEREST ON CREDIT BALANCE ON TRUST CASH COLLAT IN 2001-10-22 TO 2001-11-19	00099A109				19,305.04
TOTAL						\$19,305.04

V513

12/01/01:13:55 001

027

**CONFIDENTIAL**

SDNY\_GM\_00352202

EFTA\_00224894

EFTA01321707

**FINANCIAL TRUST COMPANY**

STATEMENT PERIOD October 27, 2001  
THROUGH November 30, 2001

ACCOUNT NUMBER [REDACTED]  
TAXPAYER NUMBER Not Available  
LAST STATEMENT October 26, 2001

**Transaction Detail (continued)**

**MISCELLANEOUS**

DATE MM/DD	TRANSACTION	DESCRIPTION	DEBIT AMOUNT	CREDIT AMOUNT
11/09/01	JOURNAL	BSIL VS FINANCIAL TRUST CO., I NY13763 EQUITY SWAP DUE 01/24/02 SUN MICROSYSTEMS INC DERIVATIVE SETTLEMENT	42,877.53	
<b>TOTAL</b>			<b>\$-42,877.53</b>	



\*\*\*\*\* End of Statement\*\*\*\*\*

V513

120101:13:55 001

027

**CONFIDENTIAL**

SDNY\_GM\_00352203



OFFICE SERVICING YOUR ACCOUNT  
 BearStearns International LTD  
 Regulated by the Security &  
 Futures Authority  
 1 Canada Square  
 London E14 5AD England  
 0207 516 6614

FINANCIAL TRUST COMPANY

ACCOUNT EXECUTIVE [REDACTED]  
 TELEPHONE ( [REDACTED] )  
 VISIT OUR WEBSITE [www.bearstearns.com](http://www.bearstearns.com)

STATEMENT PERIOD September 29, 2001  
 THROUGH October 26, 2001

What's In This Statement

ACCOUNT NUMBER [REDACTED]  
 TAXPAYER NUMBER NZ-A9182316  
 LAST STATEMENT September 28, 2001



FINANCIAL TRUST COMPANY  
 C/O AMERICAN YACHT HARBOR  
 6100 RED HOOK QUARTER  
 SUITE B-3  
 ST THOMAS VI 00802

Financial Summary ..... 3  
 Your Portfolio Holdings ..... 4  
 Transaction Detail ..... 4

Your Portfolio at a Glance

NET CREDIT BALANCE	10,503,156	Cash & Equivalent	\$10,503,156
NET EQUITY THIS PERIOD	\$10,503,156		\$10,531,649
NET EQUITY LAST STATEMENT	10,531,649		
CHANGE SINCE LAST STATEMENT	-28,494		

Market Value of Your Portfolio



There are no "Stop Loss" orders or other pending buy or sell open orders on file for your account.

**SIPC** This summary is for informational purposes only. It is not intended as a tax document. This statement should be retained for your records. See reverse side for important information.  
 10/27/01:11:27 001  
 027  
 V002

CONFIDENTIAL

SDNY\_GM\_00352204

EFTA\_00224896

EFTA01321709

STATEMENT BACKER IS PRINTED ON THIS PAGE

V602

10/27/01:11:27 001

027

**CONFIDENTIAL**

SDNY\_GM\_00352205

EFTA\_00224897

EFTA01321710

**FINANCIAL TRUST COMPANY**

STATEMENT PERIOD September 29, 2001  
 THROUGH October 26, 2001

ACCOUNT NUMBER [REDACTED]  
 TAXPAYER NUMBER Not Available  
 LAST STATEMENT September 28, 2001

**Cash Flow Analysis**

	THIS PERIOD
Opening Balance	\$10,531,649.32
Dividends/Interest	24,382.33
Amount Credited	\$24,382.33
Dividends/Interest Charged	-52,876.11
Amount Debited	\$-52,876.11
Net Cash Activity	-28,493.78
Closing Balance	\$10,503,155.54

**Income Summary**

	THIS PERIOD	YEAR TO DATE
Dividends	0.00	232,000.00
Credit Balance Int.	24,382.33	55,352.76
Total	\$24,382.33	\$287,352.76

**Portfolio Composition**

Cash/Cash Equivalent	10,503,156
Total	\$10,503,156

**Cash Balance Summary**

	OPENING	CLOSING
Cash	10,239,454.80	10,210,961.02
Margin	292,194.52	292,194.52
Net Cash Balance	\$10,531,649.32	\$10,503,155.54

**Your Portfolio  
Allocation**



Cash & Equivalent  
100%

Unshaded portions denote debt balance and/or short market values. The allocation percentage is derived from the absolute market value of your portfolio.

V502

027

10/27/01:11:27 001

# BEAR STEARNS

OFFICE SERVICING YOUR ACCOUNT  
 Bear Stearns International LTD  
 Regulated by the Security &  
 Futures Authority  
 1 Canine Square  
 London E14 5AD England  
 0207 516 6614

FINANCIAL TRUST COMPANY

4 of 4

STATEMENT PERIOD September 29, 2001  
 THROUGH October 26, 2001

ACCOUNT NUMBER [REDACTED]  
 TAXPAYER NUMBER Not Available  
 LAST STATEMENT September 28, 2001

## Your Portfolio Holdings CASH & CASH EQUIVALENTS

DESCRIPTION	SYMBOL/USP	QUANTITY	PRICE	MARKET VALUE	ESTIMATED ANNUAL INCOME	CURRENT YIELD (%)
CASH BALANCE				10,503,156		
TOTAL CASH & CASH EQUIVALENTS				\$10,503,156		
YOUR PRICED PORTFOLIO HOLDINGS				\$10,503,155		

## Transaction Detail

### INTEREST

DATE	DESCRIPTION	SYMBOL/USP	QUANTITY	RATE (%)	DEBIT AMOUNT	CREDIT AMOUNT
10/09/01	BSIL VS FINANCIAL TRUST CO., I NY13753 EQUITY SWAP DUE 10/26/02 SUN MICROSYSTEMS INC RECEIVE ON CASH FLOW C	9160871			52,876.11	
10/22/01	INTEREST ON CREDIT BALANCE FIN TRUST CASH COLLAT IN 2001-09-20 TO 2001-10-21	00099A109				24,382.33
<b>TOTAL</b>					<b>\$-52,876.11</b>	<b>\$24,382.33</b>



\*\*\*\*\* End of Statement\*\*\*\*\*

V602

102701:11:27 001

027

CONFIDENTIAL

SDNY\_GM\_00352207

EFTA\_00224899

EFTA01321712



OFFICE SERVICING YOUR ACCOUNT  
 BearStearns International LTD  
 Regulated by the Security &  
 Futures Authority  
 1 Canada Square  
 London E14 5AD England  
 0207 516 6614

ACCOUNT EXECUTIVE [REDACTED]  
 TELEPHONE [REDACTED]  
 VISIT OUR WEBSITE [www.bearstearns.com](http://www.bearstearns.com)

**What's In This Statement**

Financial Summary ..... 3  
 Your Portfolio Holdings ..... 4  
 Transaction Detail ..... 4



FINANCIAL TRUST COMPANY  
 C/O AMERICAN YACHT HARBOR  
 6100 RED HOOK QUARTER  
 SUITE B-3  
 ST THOMAS VI 00802


FINANCIAL TRUST COMPANY

STATEMENT PERIOD September 1, 2001  
 THROUGH September 28, 2001  
 ACCOUNT NUMBER [REDACTED]  
 TAXPAYER NUMBER Not Available  
 LAST STATEMENT August 31, 2001

**Your Portfolio at a Glance**

NET CREDIT BALANCE	10,531,649	Cash & Equivalent	\$10,531,649
NET EQUITY THIS PERIOD	\$10,531,649		
NET EQUITY LAST STATEMENT	8,970,861		
CHANGE SINCE LAST STATEMENT	1,560,789		

**Market Value of Your Portfolio**



There are no "Stop Loss" orders or other pending buy or sell open orders on file for your account.

**SPC** This summary is for informational purposes only. It is not intended as a tax document. This statement should be retained for your records. See reverse side for important information.  
 09/28/01;14:09 001  
 027  
 V500

CONFIDENTIAL

SDNY\_GM\_00352208

EFTA\_00224900

EFTA01321713

STATEMENT BACKER IS PRINTED ON THIS PAGE

V600

09/28/01:14:09 001

027

**CONFIDENTIAL**

SDNY\_GM\_00352209

EFTA\_00224901

EFTA01321714

**FINANCIAL TRUST COMPANY**

STATEMENT PERIOD September 1, 2001  
 THROUGH September 28, 2001

ACCOUNT NUMBER [REDACTED]  
 TAXPAYER NUMBER Not Available  
 LAST STATEMENT August 31, 2001

**Cash Flow Analysis**

	THIS PERIOD
Opening Balance	\$8,970,860.71
Dividends/Interest	20,983.13
Miscellaneous	1,660,194.52
Amount Credited	\$1,681,177.65
Dividends/Interest Charged	-60,194.52
Miscellaneous	-60,194.52
Amount Debited	\$-120,389.04
Net Cash Activity	1,560,788.61
Closing Balance	\$10,531,649.32

**Cash Balance Summary**

	OPENING	CLOSING
Cash	8,738,860.71	10,239,454.80
Margin	232,000.00	292,194.52
Net Cash Balance	\$8,970,860.71	\$10,531,649.32

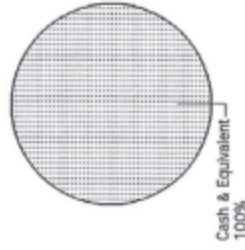
**Income Summary**

	THIS PERIOD	YEAR TO DATE
Dividends	0.00	232,000.00
Credit Balance Int.	20,983.13	30,970.43
Total	\$20,983.13	\$262,970.43

**Portfolio Composition**

Cash/Cash Equivalent	10,531,649
Total	\$10,531,649

**Your Portfolio  
Allocation**



Unshaded portions denote debt balance and/or short market values. The allocation percentage is derived from the absolute market value of your portfolio.

W000

027

09/29/01:14:09 001

STATEMENT PERIOD September 1, 2001  
 THROUGH September 28, 2001

ACCOUNT NUMBER [REDACTED]  
 TAXPAYER NUMBER Not Available  
 LAST STATEMENT August 31, 2001

**Your Portfolio Holdings**  
**CASH & CASH EQUIVALENTS**

DESCRIPTION	SYMBOL/CUSIP	QUANTITY	PRICE	MARKET VALUE	ESTIMATED ANNUAL INCOME	CURRENT YIELD (%)
CASH BALANCE				10,531,649		
TOTAL CASH & CASH EQUIVALENTS				\$10,531,649		
YOUR PRICED PORTFOLIO HOLDINGS				\$10,531,649		

**Transaction Detail**

**INTEREST**

DATE	DESCRIPTION	SYMBOL/CUSIP	QUANTITY	RATE (%)	DEBIT AMOUNT	CREDIT AMOUNT
09/10/01	BSIL VS FINANCIAL TRUST CO., I NY13753 EQUITY SWAP DUE 01/24/02 SUN MICROSYSTEMS INC RECEIVE ON CASH FLOW C	9160871			60,194.52	
09/20/01	INTEREST ON CREDIT BALANCE FIN TRUST CASH COLLAT IN 2001-08-20 TO 2001-09-19	00099A109				20,983.13
TOTAL					\$-60,194.52	\$20,983.13

V500

09/29/01:14:09 001

027



OFFICE SERVICING YOUR ACCOUNT  
 Bear-Stearns International LTD  
 Regulated by the Security &  
 Futures Authority  
 1 Canada Square  
 London E14 5AD England  
 0207 516 6614

FINANCIAL TRUST COMPANY

5 of 6

STATEMENT PERIOD September 1, 2001  
 THROUGH September 28, 2001

Transaction Detail (continued)

MISCELLANEOUS

ACCOUNT NUMBER [REDACTED]  
 TAXPAYER NUMBER Not Available  
 LAST STATEMENT August 31, 2001

DATE MO/DY	TRANSACTION	DESCRIPTION	DEBIT AMOUNT	CREDIT AMOUNT
09/10/01	JOURNAL	SWAP PMINT NY13763/101-8004B	60,194.52	
09/14/01	JOURNAL	BSIL VS FINANCIAL TRUST CO., I NY13763 EQUITY SWAP DUE 01/24/02 SUN MICROSYSTEMS INC REV JOURNAL 9/10		60,194.52
09/18/01	JOURNAL	FROM 038-66056 SAME NAME		400,000.00
09/19/01	JOURNAL	FROM 038-66056		400,000.00
09/21/01	JOURNAL	FROM 038-66056		500,000.00
09/24/01	JOURNAL	FROM 038-66056 SAME		300,000.00
TOTAL			\$-60,194.52	\$1,660,194.52



\*\*\*\*\* End of Statement\*\*\*\*\*

V500

0972901:14:09 001

027

CONFIDENTIAL

SDNY\_GM\_00352212

EFTA\_00224904

EFTA01321717



OFFICE SERVICING YOUR ACCOUNT  
 Bear Stearns International LTD  
 Regulated by the Security &  
 Futures Authority  
 1 Canada Square  
 London E14 5AD England  
 0207 516 6614

ACCOUNT EXECUTIVE [REDACTED]  
 TELEPHONE [REDACTED]  
 VISIT OUR WEBSITE [www.bearstearns.com](http://www.bearstearns.com)

**What's In This Statement**

Financial Summary ..... 3  
 Your Portfolio Holdings ..... 4  
 Transaction Detail ..... 4



FINANCIAL TRUST COMPANY  
 C/O AMERICAN YACHT HARBOR  
 6100 RED HOOK QUARTER  
 SUITE B-3  
 ST THOMAS VI 00802

FINANCIAL TRUST COMPANY

STATEMENT PERIOD July 28, 2001  
 THROUGH August 31, 2001

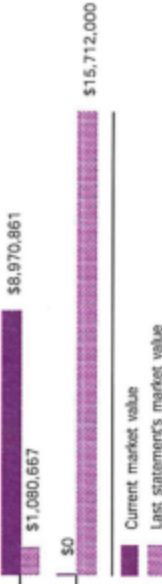
ACCOUNT NUMBER [REDACTED]  
 TAXPAYER NUMBER [REDACTED] Not Available  
 LAST STATEMENT July 27, 2001

**Your Portfolio at a Glance**

NET CREDIT BALANCE	8,970,861
NET EQUITY THIS PERIOD	\$8,970,861
NET EQUITY LAST STATEMENT	16,792,667
CHANGE SINCE LAST STATEMENT	-7,821,806

There are no "Stop Loss" orders or other pending buy or sell open orders on file for your account.

**Market Value of Your Portfolio**



**SIPC** This summary is for informational purposes only. It is not intended as a tax document. This statement should be retained for your records. See reverse side for important information.  
 027 08/01/01:13:20 001 V496

**CONFIDENTIAL**

SDNY\_GM\_00352213

EFTA\_00224905

EFTA01321718

STATEMENT BACKER IS PRINTED ON THIS PAGE

V496

09/01/01:13:20 001

027

**CONFIDENTIAL**

SDNY\_GM\_00352214

EFTA\_00224906

EFTA01321719

STATEMENT PERIOD July 28, 2001  
THROUGH August 31, 2001

ACCOUNT NUMBER [REDACTED]  
TAXPAYER NUMBER Not Available  
LAST STATEMENT July 27, 2001

**Cash Flow Analysis**

	THIS PERIOD
Opening Balance	\$1,080,666.83
Dividends/Interest	235,736.13
Miscellaneous	7,900,000.00
Amount Credited	\$8,135,736.13
Dividends/Interest Charged	-70,394.82
Miscellaneous	-175,147.43
Amount Debited	\$-245,542.25
Net Cash Activity	7,890,193.88
Closing Balance	\$8,970,860.71

**Cash Balance Summary**

	OPENING	CLOSING
Cash	1,080,666.83	8,738,860.71
Margin	0.00	232,000.00
Net Cash Balance	\$1,080,666.83	\$8,970,860.71


**Income Summary**

	THIS PERIOD	YEAR TO DATE
Dividends	232,000.00	232,000.00
Credit Balance Int.	3,736.13	9,987.30
Total	\$235,736.13	\$241,987.30

**Portfolio Composition**

Cash/Cash Equivalent	8,970,861
Total	\$8,970,861

**Your Portfolio Allocation**



Cash & Equivalent 100%

Unshaded portions denote debit balance and/or short market values. The allocation percentage is derived from the absolute market value of your portfolio.

9496

027 090101:13.20 001



OFFICE SERVICING YOUR ACCOUNT  
 Bear Stearns International LTD  
 Regulated by the Security &  
 Futures Authority  
 1 Canada Square  
 London E14 5AD England  
 0207 516 6614

FINANCIAL TRUST COMPANY

4 of 6

**Your Portfolio Holdings**  
**CASH & CASH EQUIVALENTS**

STATEMENT PERIOD July 28, 2001  
 THROUGH August 31, 2001  
 ACCOUNT NUMBER [REDACTED]  
 TAXPAYER NUMBER Not Available  
 LAST STATEMENT July 27, 2001

DESCRIPTION	SYMBOL/CUSIP	QUANTITY	PRICE	MARKET VALUE	ESTIMATED ANNUAL INCOME	CURRENT YIELD (%)
CASH BALANCE				8,970,861		
TOTAL CASH & CASH EQUIVALENTS				\$8,970,861		
<b>YOUR PRICED PORTFOLIO HOLDINGS</b>				<b>\$8,970,860</b>		

**Transaction Detail**

**INVESTMENT ACTIVITY**

SETTLEMENT DATE	TRADE DATE	TRANSACTION	DESCRIPTION	SYMBOL/CUSIP	QUANTITY	PRICE	DEBIT AMOUNT	CREDIT AMOUNT
08/24/01		JOURNAL	BOSTON PROPERTIES INC JRL TO 038-66056 PER INTX'S	BXP	-400,000			
08/27/01		JOURNAL	BOSTON PROPERTIES INC ADJ POSITION TO ZERO	BXP	400,000			
08/27/01		JOURNAL	BOSTON PROPERTIES INC ADJ POSITION TO ZERO	BXP	-400,000			
<b>TOTAL</b>								

V486

09/01/01:13:20 001

027

**CONFIDENTIAL**

SDNY\_GM\_00352216

EFTA\_00224908

EFTA01321721

OFFICE SERVING YOUR ACCOUNT  
 Bear Stearns International LTD  
 Regulated by the Security &  
 Futures Authority  
 1 Canada Square  
 London E14 5AD England  
 0207 516 6614

FINANCIAL TRUST COMPANY

5 of 6

STATEMENT PERIOD July 28, 2001  
 THROUGH August 31, 2001

**Transaction Detail (continued)**

ACCOUNT NUMBER [REDACTED]  
 TAXPAYER NUMBER Not Available  
 LAST STATEMENT July 27, 2001

**DIVIDENDS**

DATE	DESCRIPTION	SYMBOL/USP	QUANTITY	RATE (\$)	DEBIT AMOUNT	CREDIT AMOUNT
07/30/01	BOSTON PROPERTIES INC REC 06/29/01 PAY 07/30/01	BXP	400,000	0.5800		232,000.00
<b>TOTAL</b>						<b>\$232,000.00</b>

**INTEREST**

DATE	DESCRIPTION	SYMBOL/USP	QUANTITY	RATE (%)	DEBIT AMOUNT	CREDIT AMOUNT
08/09/01	BSIL VS FINANCIAL TRUST CO., I NY13763 EQUITY SWAP SUN MICROSYSTEMS INC RECEIVE ON CASH FLOW C	9T60871			70,085.80	
08/10/01	BSIL VS FINANCIAL TRUST CO., I NY13763 EQUITY SWAP DUE 07/25/02 SUN MICROSYSTEMS INC RECEIVE ON CASH FLOW C	9T60871			309.02	
08/20/01	INTEREST ON CREDIT BALANCE FIN TRUST CASH COLLAT N 2001-07-20 10 2001-08-19	00099A109				3,736.13
<b>TOTAL</b>						<b>\$-70,394.82</b>

**MISCELLANEOUS**

DATE	MO/DAY	TRANSACTION	DESCRIPTION	DEBIT AMOUNT	CREDIT AMOUNT
08/10/01		JOURNAL	BSIL VS FINANCIAL TRUST CO., I NY13763 EQUITY SWAP DUE 01/24/02 SUN MICROSYSTEMS INC RECEIVE ON CASH FLOW B	175,147.43	

V496

09/01/01;13:20 001

027



OFFICE SERVICING YOUR ACCOUNT  
 Bear Stearns International LTD  
 Regulated by the Security &  
 Futures Authority  
 1 Canada Square  
 London E14 5AD England  
 0207 516 6614

6 of 6

FINANCIAL TRUST COMPANY

STATEMENT PERIOD July 28, 2001  
 THROUGH August 31, 2001

ACCOUNT NUMBER [REDACTED]  
 TAXPAYER NUMBER Not Available  
 LAST STATEMENT July 27, 2001

Transaction Detail (continued)

MISCELLANEOUS (continued)

DATE	MO/DA	TRANSACTION	DESCRIPTION	DEBIT AMOUNT	CREDIT AMOUNT
08/24/01		JOURNAL	FROM 038-66056		1,900,000.00
			SAME		
08/24/01		JOURNAL	FROM 038-66056		4,000,000.00
			SAME		
08/31/01		JOURNAL	JNL FROM 038-66056 PER LOA		2,000,000.00
				\$-175,147.43	
TOTAL					\$7,900,000.00



\*\*\*\*\* End of Statement\*\*\*\*\*

V486

09/01/01:13:20 001

027

CONFIDENTIAL

SDNY\_GM\_00352218

EFTA\_00224910

EFTA01321723

# BEAR STEARNS

OFFICE SERVICING YOUR ACCOUNT  
 Bear Stearns International LTD  
 Regulated by the Security &  
 Futures Authority  
 1 Canals Square  
 London E14 5AD England  
 0207 516 6614

ACCOUNT EXECUTIVE  
 TELEPHONE  
 VISIT OUR WEBSITE [www.bearstearns.com](http://www.bearstearns.com)

## What's In This Statement

Financial Summary ..... 3  
 Your Portfolio Holdings ..... 4  
 Transaction Detail ..... 5



FINANCIAL TRUST COMPANY  
 C/O AMERICAN YACHT HARBOR  
 6100 RED HOOK QUARTER  
 SUITE B-3  
 ST THOMAS VI 00802

## FINANCIAL TRUST COMPANY

STATEMENT PERIOD June 30, 2001  
 THROUGH July 27, 2001


ACCOUNT NUMBER [REDACTED]  
 TAXPAYER NUMBER Not Available  
 LAST STATEMENT June 29, 2001

## Your Portfolio at a Glance

TOTAL VALUE OF SECURITIES THIS PERIOD	15,712,000
NET CREDIT BALANCE	1,080,667
NET EQUITY THIS PERIOD	\$16,792,667
NET EQUITY LAST STATEMENT	17,502,877
CHANGE SINCE LAST STATEMENT	-710,211

There are no "Stop Loss" orders or other pending buy or sell open orders on file for your account.

## Market Value of Your Portfolio



**SIPC** This summary is for informational purposes only. It is not intended as a tax document. This statement should be retained for your records. See reverse side for important information.

027 01/28/01:12:41 001 V482

CONFIDENTIAL

SDNY\_GM\_00352219

EFTA\_00224911

EFTA01321724

STATEMENT BACKER IS PRINTED ON THIS PAGE

V462

07/26/01:12:41 001

027

**CONFIDENTIAL**

SDNY\_GM\_00352220

EFTA\_00224912

EFTA01321725

STATEMENT PERIOD June 30, 2001  
 THROUGH July 27, 2001

ACCOUNT NUMBER [REDACTED]  
 TAXPAYER NUMBER Not Available  
 LAST STATEMENT June 29, 2001

**Cash Flow Analysis**

	THIS PERIOD	YEAR TO DATE
Opening Balance	\$1,142,877.44	6,251.17
Dividends/Interest	3,373.73	\$6,251.17
Amount Credited	\$3,373.73	
Dividends/Interest Charged	-65,584.34	
Amount Debited	\$-65,584.34	
Net Cash Activity	-62,210.61	
Closing Balance	\$1,080,666.83	

**Income Summary**

	THIS PERIOD	YEAR TO DATE
Credit Balance Int.	3,373.73	6,251.17
Total	\$3,373.73	\$6,251.17

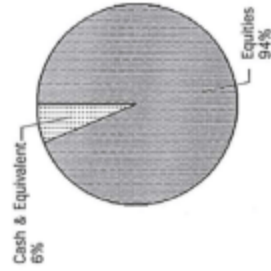
**Portfolio Composition**

Cash/Cash Equivalent	1,080,667
Equities	15,712,000
Total	\$16,792,667

**Cash Balance Summary**

	OPENING	CLOSING
Cash	1,142,877.44	1,080,666.83
Net Cash Balance	\$1,142,877.44	\$1,080,666.83

**Your Portfolio Allocation**



Unshaded portions denote debit balance and/or short market values. The allocation percentage is derived from the absolute market value of your portfolio.

V482

027 07/28/01:12:41 001



OFFICE SERVING YOUR ACCOUNT  
 BearStearns International LTD  
 Regulated by the Security &  
 Futures Authority  
 1 Canada Square  
 London E14 5AD England  
 0207 516 6614

4 of 5

FINANCIAL TRUST COMPANY

STATEMENT PERIOD June 30, 2001  
 THROUGH July 27, 2001

ACCOUNT NUMBER [REDACTED]  
 TAXPAYER NUMBER Not Available  
 LAST STATEMENT June 29, 2001

**Your Portfolio Holdings**  
**CASH & CASH EQUIVALENTS**

DESCRIPTION	SYMBOL/CUSIP	QUANTITY	PRICE	MARKET VALUE	ESTIMATED ANNUAL INCOME
CASH BALANCE				1,080,667	
<b>TOTAL CASH &amp; CASH EQUIVALENTS</b>				<b>\$1,080,667</b>	

**EQUITIES**  
**Equities & Options**

DESCRIPTION	SYMBOL/CUSIP	ACCT TYPE	QUANTITY	PRICE	MARKET VALUE	ESTIMATED ANNUAL INCOME	CURRENT YIELD (%)
BOSTON PROPERTIES INC	BXP	MRGN	400,000	39.2800	15,712,000	928,000	5.9063
<b>Total Equities &amp; Options</b>					<b>\$15,712,000</b>	<b>\$928,000</b>	
<b>TOTAL EQUITIES</b>					<b>\$15,712,000</b>	<b>\$928,000</b>	

<b>YOUR TOTAL ESTIMATED ANNUAL INCOME</b>	<b>\$928,000</b>
<b>YOUR PRICED PORTFOLIO HOLDINGS</b>	<b>\$16,792,666</b>

V48Z

07/28/01:12:41 001

027

**CONFIDENTIAL**

SDNY\_GM\_00352222

EFTA\_00224914

EFTA01321727

STATEMENT PERIOD June 30, 2001  
THROUGH July 27, 2001

ACCOUNT NUMBER [REDACTED]  
TAXPAYER NUMBER Not Available  
LAST STATEMENT June 29, 2001

**Transaction Detail**

**INTEREST**

DATE	DESCRIPTION	SYMBOL/CUSIP	QUANTITY	RATE (%)	DEBIT AMOUNT	CREDIT AMOUNT
07/11/01	BSIL VS FINANCIAL TRUST CO., I NY13763 EQUITY SWAP DUE 07/24/02	9760871			65,564.34	
	SUN MICROSYSTEMS INC RECEIVE ON CASH FLOW A					
07/20/01	INTEREST ON CREDIT BALANCE FIN TRUST CASH COLLAT IN 2001-06-20 TO 2001-07-19	00099A109				3,373.73
<b>TOTAL</b>					<b>\$-65,564.34</b>	<b>\$3,373.73</b>



\*\*\*\*\* End of Statement\*\*\*\*\*

V482

07260112-41 001

027



OFFICE SERVING YOUR ACCOUNT  
 Bear Stearns International LTD  
 Regulated by the Security &  
 Futures Authority  
 1 Canada Square  
 London E14 5AD England  
 0207 516 6614

FINANCIAL TRUST COMPANY

ACCOUNT EXECUTIVE [REDACTED]  
 TELEPHONE [REDACTED]  
 VISIT OUR WEBSITE [www.bearstearns.com](http://www.bearstearns.com)

**What's In This Statement**

- Financial Summary ..... 3
- Your Portfolio Holdings ..... 4
- Transaction Detail ..... 5



FINANCIAL TRUST COMPANY  
 C/O AMERICAN YACHT HARBOR  
 6100 RED HOOK QUARTER  
 SUITE B-3  
 ST THOMAS VI 00802

STATEMENT PERIOD May 26, 2001  
 THROUGH June 29, 2001


ACCOUNT NUMBER [REDACTED]  
 TAXPAYER NUMBER Not Available

LAST STATEMENT February 25, 2000

**Your Portfolio at a Glance**

TOTAL VALUE OF SECURITIES THIS PERIOD 16,360,000  
 NET CREDIT BALANCE 1,142,877  
**NET EQUITY THIS PERIOD \$17,502,877**  
 NET EQUITY LAST STATEMENT 0  
 CHANGE SINCE LAST STATEMENT 17,502,877

**Market Value of Your Portfolio**



There are no "Stop Loss" orders or other pending buy or sell open orders on file for your account.

**SIPC** This summary is for informational purposes only. It is not intended as a tax document. This statement should be retained for your records. See reverse side for important information.  
 027 07/01/01.03:09 001 V481

**CONFIDENTIAL**

SDNY\_GM\_00352224

EFTA\_00224916

EFTA01321729

STATEMENT BACKER IS PRINTED ON THIS PAGE

V485

07/01/01:03:09 001

027

**CONFIDENTIAL**

SDNY\_GM\_00352225

EFTA\_00224917

EFTA01321730

**FINANCIAL TRUST COMPANY**

STATEMENT PERIOD May 26, 2001  
 THROUGH June 29, 2001  
 ACCOUNT NUMBER [REDACTED]  
 TAXPAYER NUMBER Not Available  
 LAST STATEMENT February 25, 2000

**Cash Flow Analysis**

	THIS PERIOD
Opening Balance	\$0.00
Dividends/Interest	2,877.44
Miscellaneous	4,660,000.00
Amount Credited	\$4,662,877.44
Miscellaneous	-3,520,000.00
Amount Debited	\$-3,520,000.00
Net Cash Activity	1,142,877.44
Closing Balance	\$1,142,877.44

**Cash Balance Summary**

	OPENING	CLOSING
Cash	0.00	1,142,877.44
Net Cash Balance	\$0.00	\$1,142,877.44

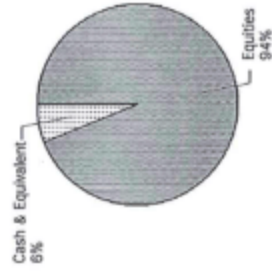
**Income Summary**

	THIS PERIOD	YEAR TO DATE
Credit Balance Int.	2,877.44	2,877.44
Total	\$2,877.44	\$2,877.44

**Portfolio Composition**

Cash/Cash Equivalent	1,142,877
Equities	16,360,000
Total	\$17,502,877

**Your Portfolio  
Allocation**



Unloaded portfolio, discrete debit balance and/or short market values. The allocation percentage is derived from the absolute market value of your portfolio.

V481

027 07/01/01:03:09 001

STATEMENT PERIOD May 26, 2001  
 THROUGH June 29, 2001  
 ACCOUNT NUMBER [REDACTED]  
 TAXPAYER NUMBER Not Available  
 LAST STATEMENT February 25, 2000

**Your Portfolio Holdings**  
**CASH & CASH EQUIVALENTS**

DESCRIPTION	SYMBOL/CUSIP	QUANTITY	PRICE	MARKET VALUE	ESTIMATED ANNUAL INCOME
CASH BALANCE				1,142,877	
<b>TOTAL CASH &amp; CASH EQUIVALENTS</b>				<b>\$1,142,877</b>	

**EQUITIES**  
**Equities & Options**

DESCRIPTION	SYMBOL/CUSIP	ACCT TYPE	QUANTITY	PRICE	MARKET VALUE	ESTIMATED ANNUAL INCOME	CURRENT YIELD (%)
BOSTON PROPERTIES INC	BXP	MIRGN	400,000	40.9000	16,360,000	928,000	5.6724
Total Equities & Options					\$16,360,000	\$928,000	
<b>TOTAL EQUITIES</b>					<b>\$16,360,000</b>	<b>\$928,000</b>	

<b>YOUR TOTAL ESTIMATED ANNUAL INCOME</b>	<b>\$928,000</b>
<b>YOUR PRICED PORTFOLIO HOLDINGS</b>	<b>\$17,502,877</b>

V481

07/01/01:03:09 001

027

STATEMENT PERIOD May 26, 2001  
 THROUGH June 29, 2001

ACCOUNT NUMBER [REDACTED]  
 TAXPAYER NUMBER Not Available  
 LAST STATEMENT February 25, 2000

**Transaction Detail**

**INVESTMENT ACTIVITY**

SETTLEMENT DATE	TRADE DATE	TRANSACTION	DESCRIPTION	SYMBOL/CUSIP	QUANTITY	PRICE	DEBIT AMOUNT	CREDIT AMOUNT
06/11/01		JOURNAL	BOSTON PROPERTIES INC FROM 038-66056	BXP	200,000			
06/12/01		JOURNAL	BOSTON PROPERTIES INC FROM 038-66056 SAME	BXP	200,000			
<b>TOTAL</b>								

**INTEREST**

DATE	DESCRIPTION	SYMBOL/CUSIP	QUANTITY	RATE (%)	DEBIT AMOUNT	CREDIT AMOUNT
06/20/01	INTEREST ON CREDIT BALANCE FIN TRUST - CASH COLLAT IN 2001-05-21 TO 2001-06-19	00099A109				2,877.44
<b>TOTAL</b>						\$2,877.44

**MISCELLANEOUS**

DATE	TRANSACTION	DESCRIPTION	DEBIT AMOUNT	CREDIT AMOUNT
06/11/01	JOURNAL	CALL SUN MICROSYSTEMS INC AMER OPTN - NY13764 FINANCIAL TRUST CO., INC EXP 01/18/2002 PAYMENT PREMIUM		2,900,000.00
06/22/01	JOURNAL	CALL SUN MICROSYSTEMS INC AMER OPTN - NY13764 FINANCIAL TRUST CO., INC EXP 01/18/2002 TO BSIL FOR NY13764 TERM.	1,760,000.00	

V481

07/01/01:03:09 001

007

OFFICE SERVICING YOUR ACCOUNT  
Bear Stearns International LTD  
Regulated by the Security &  
Futures Authority  
1 Canada Square  
London E14 5AD England  
0207 516 6614

6 of 6

FINANCIAL TRUST COMPANY

STATEMENT PERIOD May 26, 2001  
THROUGH June 29, 2001

ACCOUNT NUMBER [REDACTED]  
TAXPAYER NUMBER Not Available  
LAST STATEMENT February 25, 2000

**Transaction Detail (continued)**

**MISCELLANEOUS (continued)**

DATE MO/DAY	TRANSACTION	DESCRIPTION	DEBIT AMOUNT	CREDIT AMOUNT
06/22/01	JOURNAL	CALL SUNMICROSYSTEMS INC AMER OPTN - NY13764 FINANCIAL TRUST CO., INC EXP 01/18/2002 RECEIVE PREMIUM	1,760,000.00	
06/25/01	JOURNAL	CALL SUNMICROSYSTEMS INC AMER OPTN - NY13764 FINANCIAL TRUST CO., INC EXP 01/18/2002 REVERSE 6/22 DUPE ENTRY		1,760,000.00
<b>TOTAL</b>			<b>\$-3,520,000.00</b>	<b>\$4,660,000.00</b>



\*\*\*\*\* End of Statement\*\*\*\*\*

V481

070101.03.09 001

027

**CONFIDENTIAL**

SDNY\_GM\_00352229

EFTA\_00224921

EFTA01321734

**CONFIDENTIAL**

SDNY\_GM\_00352230

EFTA\_00224922

EFTA01321735