

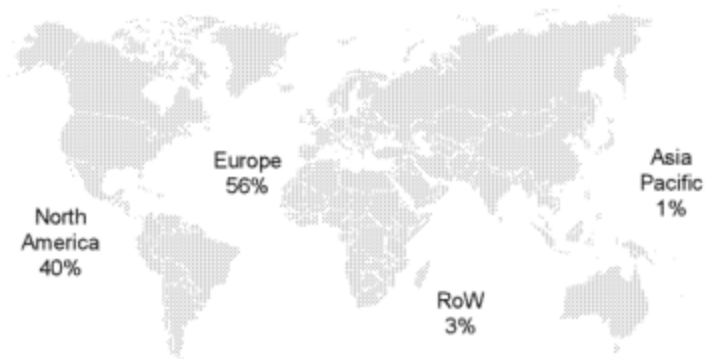
SOF II – Portfolio construction

Gross invested capital breakdown

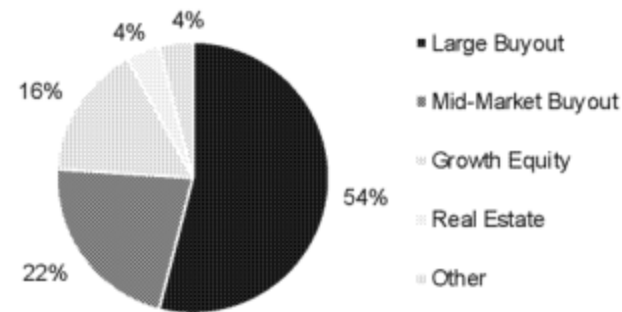
Overview

Vintage	2011		
Fund size	US\$614m		
Gross invested capital	668m		
<i>Performance as of September 30, 2017</i>			
Capital called	509m		
Distributions, net	592m	1.16x	
Remaining NAV	187m	0.37x	
Total net return	US\$779m	1.53x	20%

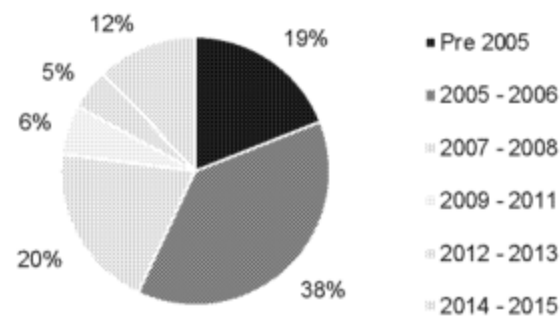
Asset geography



Investment strategy



Vintage year



Sector composition



As at September 30, 2017. Past performance is not a guarantee or indicator of future results, and there can be no assurance that the fund will achieve comparable results. This page should be reviewed in conjunction with the "Important Information" and "Notes to Investment Performance" sections of this Presentation.