

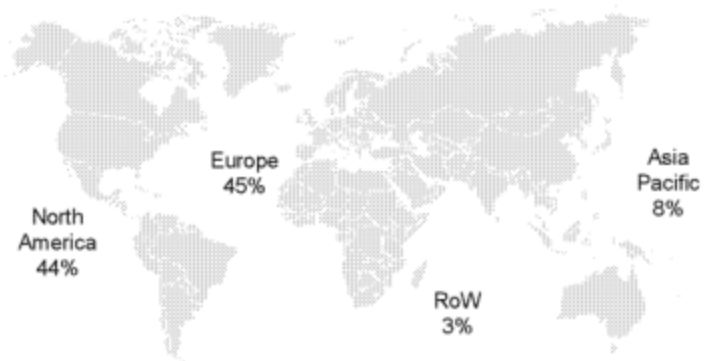
SOF III Portfolio - Highlights

Gross invested capital breakdown

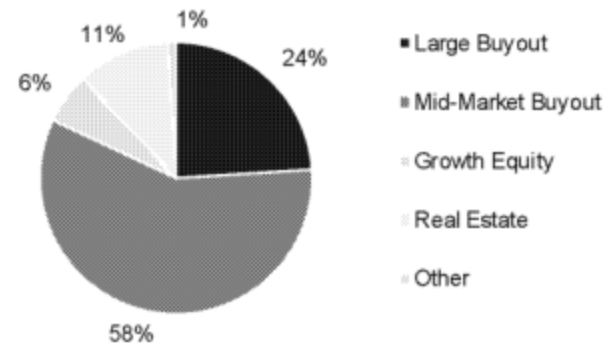
Overview

Vintage	2014		
Fund size	US\$1,654m		
Gross invested capital	1,931m		
<i>Performance as of September 30, 2017</i>			
Capital called	1,036m		
Distributions, net	316m	0.30x	
Remaining NAV	1,026m	0.99x	
Total net return	US\$1,342m	1.30x	30%

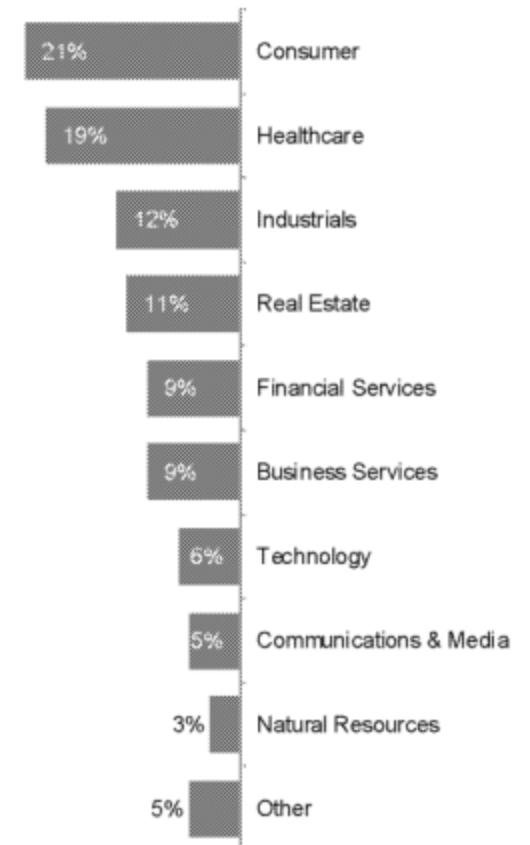
Asset geography



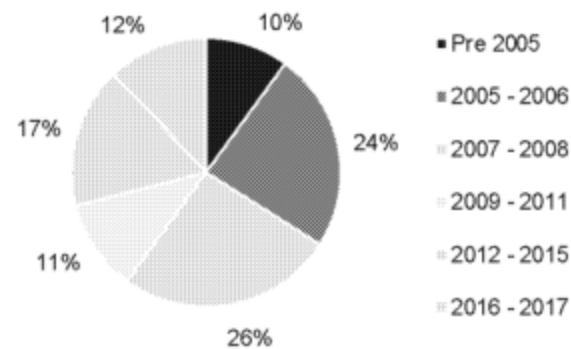
Investment strategy



Sector composition



Vintage year



As at September 30, 2017. Past performance is not a guarantee or indicator of future results, and there can be no assurance that the fund will achieve comparable results. This page should be reviewed in conjunction with the "Important Information" and "Notes to Investment Performance" sections of this Presentation.