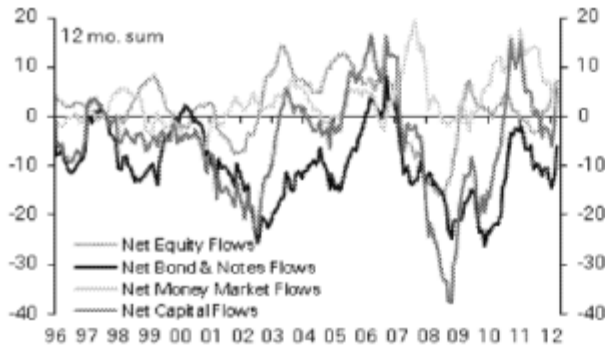




Figure 25: Net capital inflows have turned positive



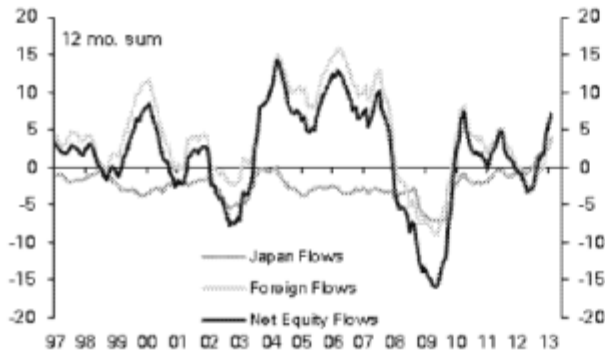
Source: DB FX Research and MOF

Figure 26: Net bond outflows have decelerated



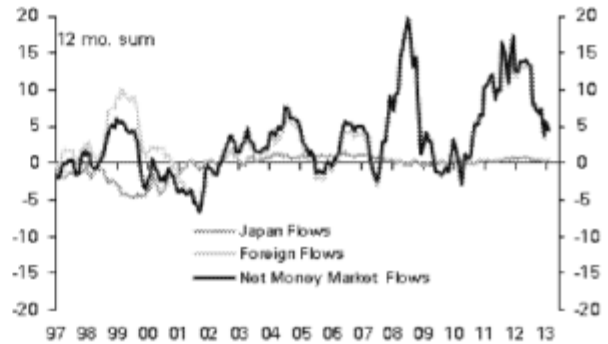
Source: DB FX Research and MOF

Figure 27: Net equity flows have turned positive



Source: DB FX Research and MOF

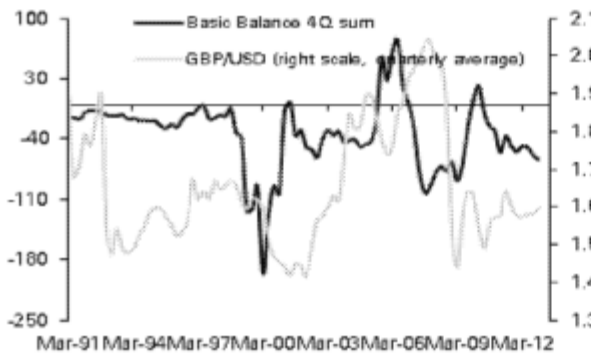
Figure 28: Net money-market inflows have fallen



Source: DB FX Research and MOF

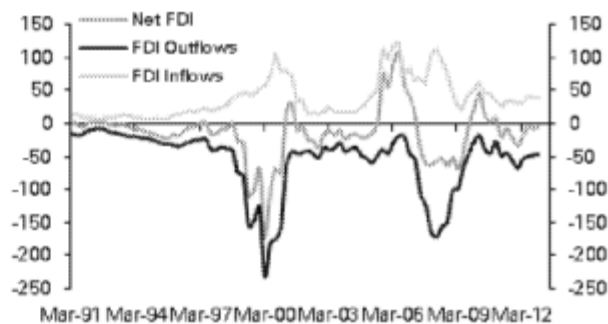
United Kingdom (GBP bn)

Figure 29: : The basic balance remains negative



Source: DB FX Research and Haver

Figure 30: Net FDI inflows have turned course



Source: DB FX Research and Haver