




Portfolio Summary

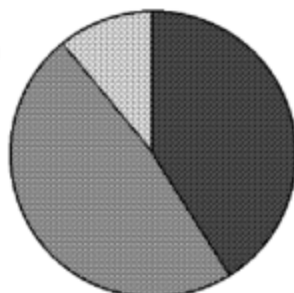
Except for the Deposit Account (if elected), and the cash in your Asset Account, which are insured deposits with JPMorgan Chase Bank, N.A. ("JPMCB") or Chase Bank USA, N.A. ("CHASE USA"), none of the investments referred to in this statement of your Asset Account, including mutual funds, are FDIC insured or bank deposits, obligations of or guaranteed by JPMCB or CHASE USA or any of their bank or thrift affiliates (unless otherwise indicated). Such securities and other investments are subject to investment risks, including possible loss of the principal amount invested. See "Important Information about your JPMSi Brokerage Account" at the end of this Asset Account Portfolio.

Overview

| | Current Market Value USD Nov 30 | Prior Period Market Value USD Oct 31 | Tax Cost USD | Estimated Annual Income USD | Yield % |
|------------------------------|---------------------------------------|--|----------------------|--------------------------------|------------|
| Cash & Short Term | 12,859,727.45 | 12,972,648.08 | 12,859,727.44 | 668,705.81 | 5.2 |
| Equities | 15,157,349.76 | 15,121,191.96 | | | 0.0 |
| Other | 3,525,123.69 | 2,955,885.29 | | | 0.0 |
| Total | 31,542,200.90 | 31,049,725.33 | 12,859,727.44 | 668,705.81 | 2.1 |
| Accrued Income | 55,026.67 | 57,079.36 | | | |
| Total Portfolio Value | 31,597,227.57 | 31,106,804.69 | | | |

Asset Allocation

-  41% Cash and Short Term
-  48% Equities
-  11% Other



Income Summary

| | This Period USD | Year to Date USD* |
|------------------|------------------|-------------------|
| Taxable Interest | | 140,358.93 |
| Dividends | 57,079.36 | 405,541.41 |
| Total | 57,079.36 | 545,900.34 |

Net Gain/Loss Summary

| | Realized This Period USD | Realized Year to Date USD* | Unrealized USD |
|--------------------------|--------------------------|----------------------------|----------------|
| Net Short Term Gain/Loss | | 225,870.95 | |
| Net Long Term Gain/Loss | | | 0.01 |
| Total | | 225,870.95 | 0.01 |

*Year to date information is calculated on a calendar year basis.

Exchange Rates

Spot Rates as of November 30, 2006

| Currency | Exchange Rate |
|----------|---------------|
| GBP | 1.967050 |