




## Portfolio Summary

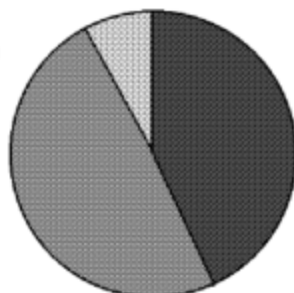
*Except for the Deposit Account (if elected), and the cash in your Asset Account, which are insured deposits with JPMorgan Chase Bank, N.A. ("JPMCB") or Chase Bank USA, N.A. ("CHASE USA"), none of the investments referred to in this statement of your Asset Account, including mutual funds, are FDIC insured or bank deposits, obligations of or guaranteed by JPMCB or CHASE USA or any of their bank or thrift affiliates (unless otherwise indicated). Such securities and other investments are subject to investment risks, including possible loss of the principal amount invested. See "Important Information about your JPMSi Brokerage Account" at the end of this Asset Account Portfolio.*

### Overview

	Current Market Value USD Dec 31	Prior Period Market Value USD Nov 30	Tax Cost USD	Estimated Annual Income USD	Yield %
Cash & Short Term	12,472,149.43	12,859,727.45	12,472,149.43	648,551.75	5.2
Equities	14,437,809.54	15,157,349.76			0.0
Other	2,269,189.71	3,525,123.69			0.0
<b>Total</b>	<b>29,179,148.68</b>	<b>31,542,200.90</b>	<b>12,472,149.43</b>	<b>648,551.75</b>	<b>2.2</b>
Accrued Income	55,722.86	55,026.67			
<b>Total Portfolio Value</b>	<b>29,234,871.54</b>	<b>31,597,227.57</b>			

### Asset Allocation

-  43% Cash and Short Term
-  49% Equities
-  8% Other



### Income Summary

	This Period USD	Year to Date USD*
Taxable Interest		140,358.93
Dividends	55,026.67	460,568.08
<b>Total</b>	<b>55,026.67</b>	<b>600,927.01</b>

### Net Gain/Loss Summary

	Realized This Period USD	Realized Year to Date USD*	Unrealized USD
Net Short Term Gain/Loss		225,870.95	
<b>Total</b>		<b>225,870.95</b>	

\*Year to date information is calculated on a calendar year basis.

### Exchange Rates

Spot Rates as of December 31, 2006

Currency	Exchange Rate
GBP	1.957150